

A SYSTEM MODEL FOR GREEN MANUFACTURING

Ahmed M. Deif

Industrial Systems Engineering – University of Regina

Regina, SK, Canada

E-mail: ahmed.deif@uregina.ca

Abstract:

Manufacturing systems evolution is function in multiple external and internal factors. With today's global awareness of environmental risks as well as the pressing needs to compete through efficiency, manufacturing systems are evolving into a new paradigm. This paper presents a system model for the new green manufacturing paradigm. The model captures various planning activities to migrate from a less green into a greener and more eco-efficient manufacturing. The various planning stages are accompanied by the required control metrics as well as various green tools in an open mixed architecture. The system model is demonstrated by an industrial case study. The proposed model is a comprehensive qualitative approach to design and/or improve green manufacturing systems as well as a roadmap for future quantitative research to better evaluate this new paradigm.

Key Words: Green Manufacturing, Planning and Control

1. INTRODUCTION

The term green manufacturing was coined to reflect the new manufacturing paradigm that employs various green strategies and techniques to become more eco-efficient. These strategies include creating products/systems that consumes less material and energy, substituting input materials (e.g. non-toxic for toxic, renewable for non-renewable), reducing unwanted outputs and converting outputs to inputs (recycling).

As in any of the previous manufacturing paradigms, this new green manufacturing paradigm is an outcome of market and technological drivers. Higher global awareness of environmental risks as a result of the new green movement is shaping new customer requirements in many places. In addition, the evolving green technology together with more eco-friendly product designs is helping in realizing the green manufacturing objectives in real practice.

Although interest in green manufacturing is increasing more and more within the research and industrial communities, a clear description of what is meant by this term is becoming more essential. Much confusion arises from failing to describe the meaning, impact and implementation of green manufacturing at various level of manufacturing. In other words more work is required to differentiate between green manufacturing on the operational level, process level and system level. Furthermore, the relation between sustainability and green manufacturing needs to be better explained to avoid mixing the two terms and at the same time drawing a clear relation between them.

This paper presents a system model for the new green manufacturing paradigm. The model captures various planning and control activities required to migrate from a less green into a greener and more eco-efficient manufacturing. The model is an attempt to better explain green manufacturing and at the same draw a qualitative roadmap for green manufacturing realization.

2. GREEN AS A COMPETING MANUFACTURING STRATEGY

Companies all over the globe are under pressure from stakeholders to be eco-efficient (Klebnikoff 1996) [7]. Justification to invest and implement green manufacturing techniques (or the ROI as sometimes called) stems from three main aspects. These aspects are briefly discussed as follows:

Green manufacturing and Efficiency:

Time is money, energy is money and consumables are money. Making the same product using fewer resources and/or energy is a good strategy to make money. In other words, being efficient through preventing waste is both eco as well as money efficiency. In manufacturing there are a lot of wastes that can be eliminated in the process as well as the product. Green manufacturing strategy to reduce wastes is outlined in Figure 1.

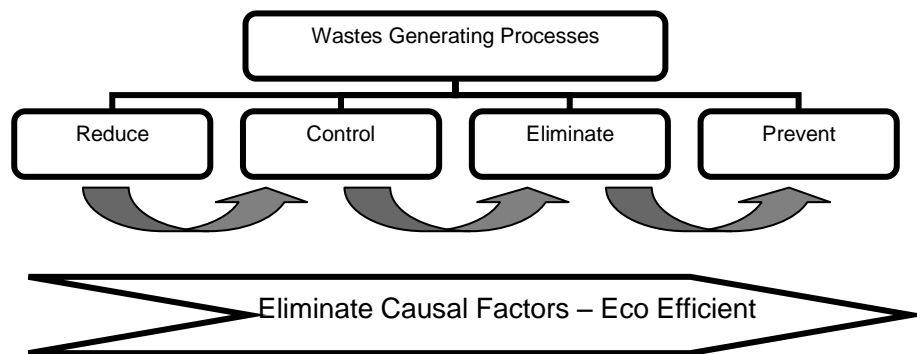


Figure 1: Green manufacturing and wastes.

Green manufacturing and Market Share:

With new customer demands and higher awareness together with tougher global competitiveness pressure, manufacturing enterprises need to review their manufacturing strategies. Green manufacturing should be viewed as an opportunity to expand the local and global market share in this dynamic environment. A deeper understanding of green manufacturing strategies and techniques will enable manufacturers to realize that unlike other competing manufacturing strategies, being green positively impact all other manufacturing competitive edges (as shown in Figure 2).

Green manufacturing and government support and regulations:

Pressure from governments to evolve into green manufacturing is increasing. Thinking globally, EU, Asia, US, South America, the whole world's governments and even the UN are developing more regulations, penalties, tax benefits or obligations to become greener. Thus green manufacturing techniques are becoming more and more a mandate rather than being an option when manufacturers think globally.

Based on the previous aspects, the transformation of current manufacturers into becoming greener can be economically justified. Integrating technological enablers with this economical understanding makes prospective green manufacturing a reality.

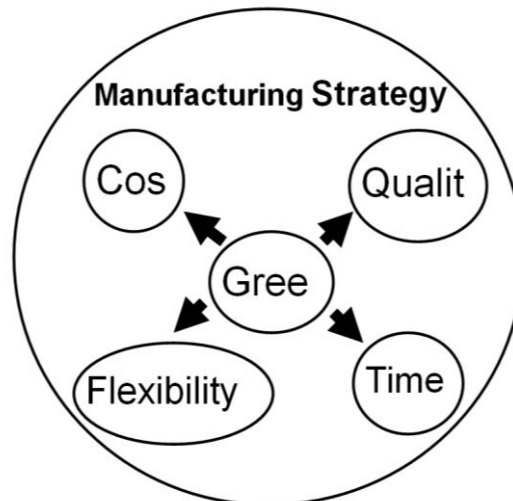


Figure 2: Green manufacturing and competitive manufacturing strategies.

3. GREEN MANUFACTURING AND SUSTAINABILITY

The definition of sustainability which is generally adopted is: “meeting the needs of the present generation without compromising the ability of future generations to meet their own needs” (World Commission on the Environment and Development, 1987) [11]. With this definition all eco-friendly approaches, methodologies and research to preserve environmental conditions and resources through wastes reduction, prevention or recycling can be categorized under sustainability. Sustainability is a concept and a paradigm that has its different implementation and interpretation at different fields. For example, it is defined in the business field as “adopting business strategies and activities that meet the needs of the enterprise and its stakeholders today while protecting, sustaining and enhancing the human and natural resources that will be needed in the future” (Deloitte & Touche 1992) [3].

Green manufacturing deals with maintaining sustainability’s environmental, economical and social objectives in the manufacturing domain. The author proposes the relation between sustainability as a concept and green manufacturing as a methodology in the following definition of green manufacturing: Green manufacturing is a sustainable approach to the design and engineering activities involved in product development and/or system operation to minimize environmental impact.

4. REVIEW ON GREEN MANUFACTURING

The available work on green manufacturing in its modern new context is considered to be few. The review can be divided into two groups, first, the work that dealt with the overall concept of green manufacturing and second, the work that provided various analytical tools and models to realize green manufacturing at different levels.

Examples of the first group is the work of Mohnty and Deshmukh (1998) [10] highlighting the importance of green productivity as a competitive edge. They defined green productivity as all activities attempting to decrease wastes. They showed various case studies with different waste elimination practices to highlight the potential green productivity can have on the overall manufacturing performance. Naderi (1996) [11] showed that green manufacturing is highly tied to waste management through the elimination of causal factors. Jovane et al. (2003) [4] presented sustainable and green manufacturing as future paradigm with business model based on designing for environment using new nano/bio/material technologies. They highlighted that the new paradigm will respond to the customer need of more eco friendly products. Wang and Lin (2007) [13] proposed a broad triple bottom line framework to track and categorize sustainability information at the corporate level through a sustainability index

system. The framework incorporated environmental and social costs and values into economic activities to support the decisions of the management. Their methodology was suggested to help decision makers to make green manufacturing plans. Burke and Goughran (2007) [2] also presented another framework for sustainability to realize green manufacturing. The framework was based on their studies of SME manufacturers who achieved ISO 14001 certification.

Examples for the second group include the work of Melnyk et al (2001) [9] who proposed Green MRP tool. This tool is essentially a conventional Material Requirements Planning system that has been modified to include environmental considerations when converting the Master Production Schedule into the various component schedules. Through this inclusion, Green MRP solves the problem of minimizing environmental impact when managing industrial waste, by flagging potential component planning and environmentally related problems. Fiskel (1996) [5] gathered different analytical tools that have emerged from product/process design research for green manufacturing. Examples of these tools include Life Cycle Analysis (LCA), Design for the Environment (DfE), screening methods and risk analysis. Hui et al. (2002) [6] proposed a model to assess environmental hazards in manufacturing. In their model, the network analytic method was employed to analyze the potential of each impact category created by different kinds of waste in manufacturing processes. Additionally, fuzzy set theory was used to determine a numeric fuzzy weighting factor of each impact category contributing to the overall potential environmental impact on ecosystem. The model was limited to ecological health hazards. For realizing green manufacturing on the machine level, Krishnan et al. (2004) [8] proposed environmental value systems analysis tool to evaluate the environmental performance of semiconductor processing. The tool develops environmental assessments through a “bottom-up” analysis approach, assembling equipment environmental models to describe a system. Cleanability and burr reduction which are another green manufacturing aspects also on the machine level were studied in various machine tool researches to act as another optimisation objectives in their attempts to improve machine tool performance. Example of this type of work was presented by Avila et al (2005) [1] in the aerospace industry.

The above review is generally attempting to describe various aspects of green manufacturing as a concept and how to partially implement various technologies to improve green level. A required step to build on the overall available literature is having a holistic overall approach to realize green manufacturing. In other words, the literature of green manufacturing is missing a clear roadmap for manufacturing enterprises that can assess the current level of their greenness and offer a structured transformation plan towards becoming greener. This paper proposes a system model approach to fill this required gap.

5. SYSTEM MODEL FOR GREEN MANUFACTURING

The general purpose of developing systems models is to discover high-level frameworks for understanding certain kinds of systems, their subsystems, and their interactions with related systems. Thus, the purpose of the proposed green manufacturing system model is to better understand green manufacturing in terms of:

- Capturing the various activities required to assess the current green level of the manufacturing system.
- Outlining the green transformation plan and the various tools and control metrics required in this transformation.
- Describing how to sustain the achieved improvements and build on it to maintain more eco-efficient systems.

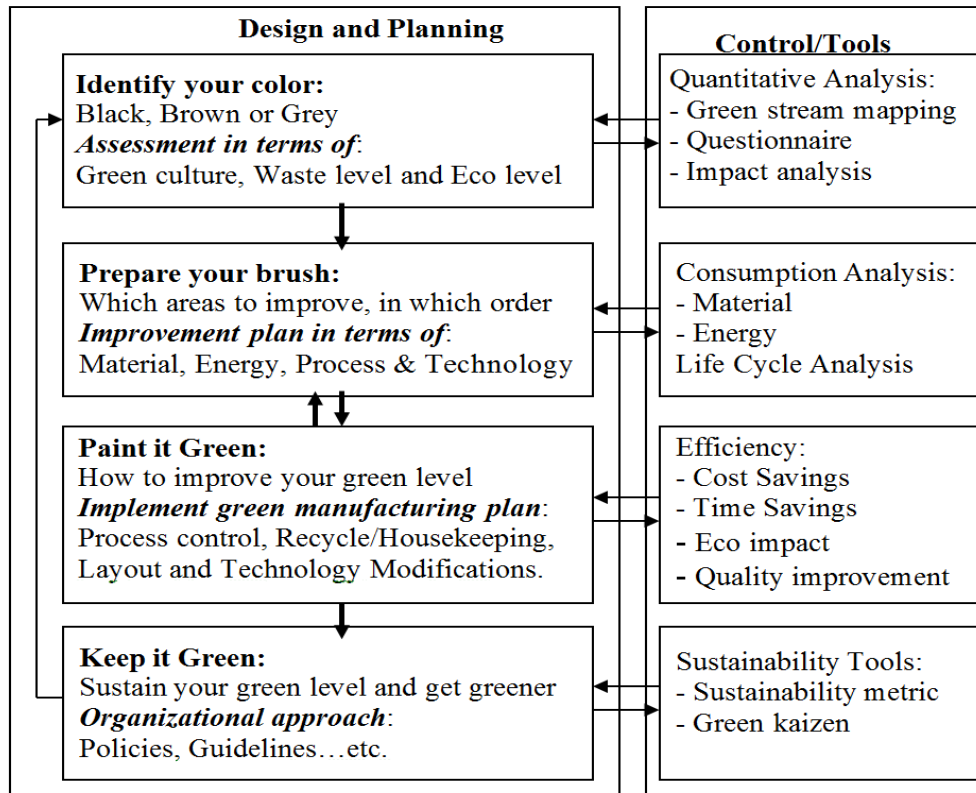


Figure 3: System model for green manufacturing.

Figure 3 shows system model architecture for the design and control of the green manufacturing systems. The architecture is composed of two modules; the first module describes the design and planning processes of the green manufacturing systems and the second module describes the control process that controls the design and planning process at each level. The control module is based on performance measurements that reflect the strategic objectives and constraints indicated by the high-level decision makers at each level. The architecture as shown is open for that its information flow is accessible through any layer and it is mixed as it is composed of both hierarchal and partitioned levels. The architecture is made of four layers which will be discussed and explained in the following sections.

5.1 What is your colour?

Any improvement process starts from assessing the current situation. The objective of this layer of the green manufacturing design and planning process is to identify how green the system is. The assessment process should be multidimensional where the level of greenness is measured across different manufacturing levels from operational level up to the system level. The challenge at this stage is to have a quantified assessment process. You cannot improve what you cannot measure. The quantitative assessment results (or assessment metric) will rank the manufacturing system with respect to green manufacturing benchmark targets or practices of the specified industry (in other words, what is their current color with respect to green). Furthermore, the assessment values will be used over the green transformation process as performance measure as well as improvement targets.

Green manufacturing metric (G2M) is a suggested metric under development by the author to fill the current need to have a comprehensive quantitative assessment measure. The metric will manipulate data gathered about the waste level (in terms of materials and energy), eco level (in terms of impact), and existing green culture in the manufacturing system to act as inputs to a weighted mathematical formulation of the desired assessment. Various techniques can be used to gather input data including structured surveys, scorecards, impact

analysis and the new developed technique called green stream mapping (or GSM). Artificial intelligence techniques (such as fuzzy and agent systems) are investigated to be used to quantify both qualitative and quantitative measured data into the new metric. The metric values will reflect the green score with respect to each level in the manufacturing system. The assessment layer inputs, mechanisms, controls and output are explained using International Definition (IDEF0) model shown in Figure 4.

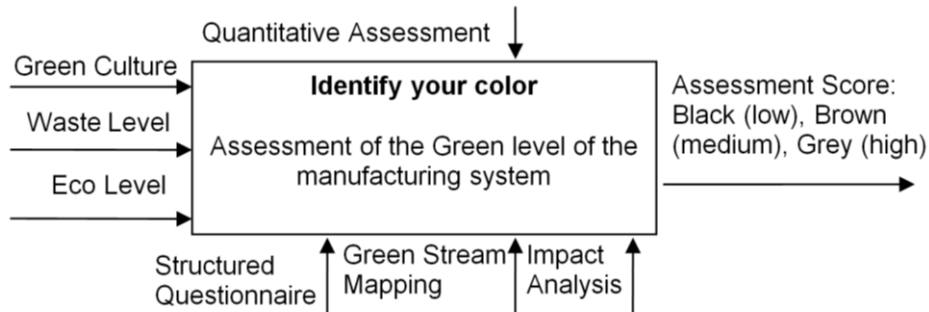


Figure 4: IDEF0 model for the assessment layer.

5.2 Prepare your brush

In this layer, green improvement/implementation plan is generated in light of the previous assessment score. The planning phase is bounded by maintaining the required production level to meet market demand. This is particularly important to ensure manufacturers that green improvements or implementation will not negatively affect their productivity as traditionally assumed. The planning development should be carried out at the operational (machine) level, the process level and the system level with preset order dictated by the assessment score. The developed plan will include qualitative and quantitative action items with regard to material and energy type and consumption, process modifications and adjustments and finally technology implementation and improvement.

The generation of the plan at this stage is primarily and optimisation process due to the nature of the objectives and various system constraints. The objective function will hold competing objectives like minimizing both energy consumption as well as material while maintaining a minimal cost. The constraints in this optimal plan will be achieving productivity that meets the demand, desired quality level as well as acceptable time. Various techniques should be explored to generate this plan like analytical hierarchical process (AHP), constraint satisfaction problem (CSP) techniques, theory of constraint, and various meta-heuristics techniques. The plan will be realized through translating optimal energy and material levels to layout modification requirements, optimal process parameters, optimal control parameters as previously mentioned. An IDEF0 model for green improvement/implementation planning layer is shown in Figure 5.

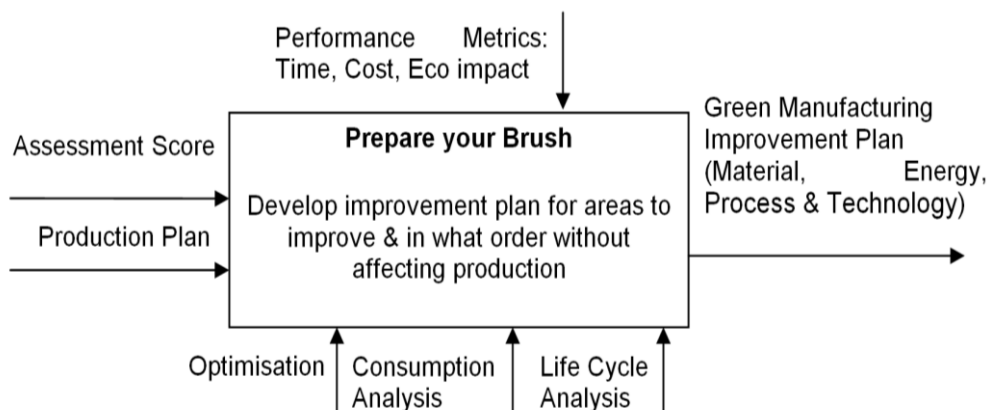


Figure 5: IDEF0 model for green improvement/implementation planning layer.

5.3 Paint it green

The next step after the development of the optimal plan is to gradually implement it. Each aspect of the plan (material, energy, process and technology) is decomposed and implemented either separately or concurrently with other aspects. A structured methodology should be developed for that implementation that maintains a balance between the current system configuration and practices and those of the optimal plan to ensure gradual transformation without affecting productivity.

Upon the implementation of the green manufacturing plan at each level, a reassessment process using the developed green manufacturing metric should be carried out. The reassessment process will measure the green improvement degree at various manufacturing levels achieved through the plan. Based on the assessment the plan will be judged as successful or not. An IDEF0 model for green manufacturing plan implementation layer is shown in Figure 6.

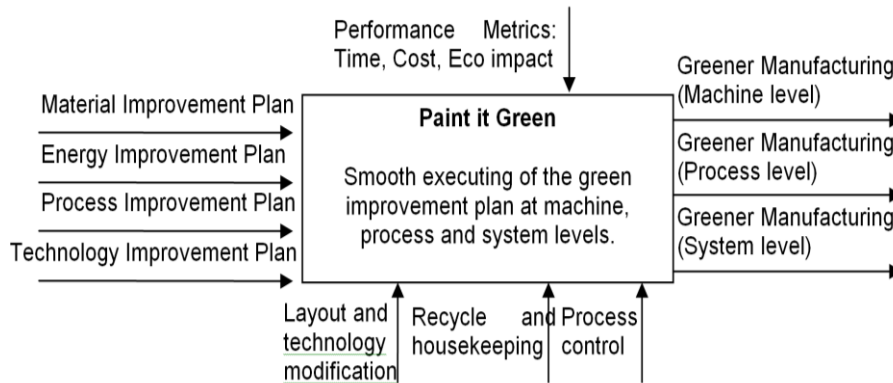


Figure 6: IDEF0 model for green manufacturing plan implementation layer.

5.4 Keep it green

The real success of any improvement in manufacturing is measured by the degree of its sustainability. Green manufacturing realization should have sustainability as in an inherent component in any green planning activity. Green manufacturing policies and guidelines are one expected output at this stage. In addition, the continues measurement of the greenness level at the various manufacturing levels together with green kaizen groups should be part of the normal planning and control activities in green faculties.

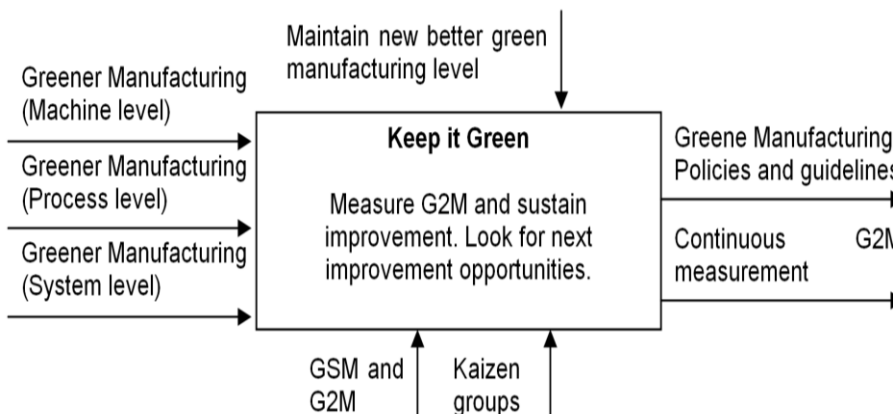


Figure 7: IDEF0 model for sustaining green manufacturing implementation layer.

The problem at this stage of green transformation process is a typical dynamic control problem. The feedback of the continuous greenness measurement should trigger other green

improvement plans and the process continuously goes on and on. An IDEF0 model for sustaining green manufacturing implementation layer is shown in Figure 7.

6 INDUSTRIAL CASE STUDY

In this section, the proposed system model is illustrated by an industrial case study. The case study involves different activities to improve the greenness level of a wood products manufacturer at its paint dept. The primary focus was the paint line of a specific product (shutters) which involved spray priming, sanding and spray printing. The process at that line can be summarized in the following steps: they apply a light primer coat, dry, sand, apply a heavier primer coat, dry, sand, apply a coat of paint (lacquer), sand where needed and finally, a second and final coat of lacquer (shown in Figure 8).

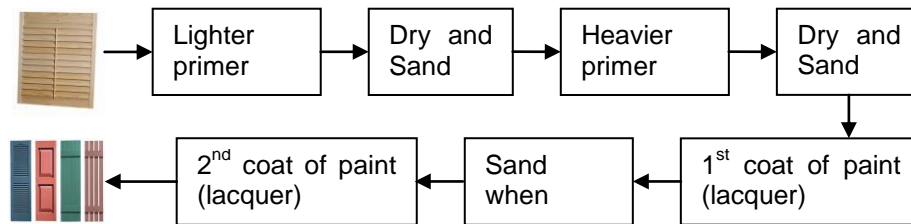


Figure 8: Shutters paint line process.

Figure 9 explains how the wood products manufacturing achieved a successful implementation of green manufacturing activities using the proposed system model. Table I displays the annual cost, time, material and environmental savings for the implemented green manufacturing activities. Both Figure 9 and Table I demonstrate the feasibility and efficiency of the structure green manufacturing methodology offered by the proposed system model architecture.

Table I: Annual cost, time, material and environmental savings for implemented green manufacturing activities.

Reductions	Source of Savings	Annual Cost Savings	Annual Time, Material & Environmental Savings
Labour/Increased capacity	New filter system	\$ 3,800	Over 160 hours
Material	Avoided paint purchase (raw material) due to new paint container design	\$ 1440	48 gallons/year
	Improved transfer efficiency	\$ 34,530	102 gallons primer 980 gallons of lacquer
Emissions	Improved transfer efficiency	Not quantified	968 pounds VOCs 82 pounds hazardous air pollutants (HAPS)
Disposal	Filters (longer life)	Not quantified	Not quantified
	PVC scrap to recycler	\$ 670	6 tons scrap PVC
Water	New flush/purge water methods	\$ 3,000	1200 gallons/year
Energy	Reduced use of evaporators due to improved water use	\$ 3,000	120,000 kwh electricity
Total cost savings		\$ 46,740	

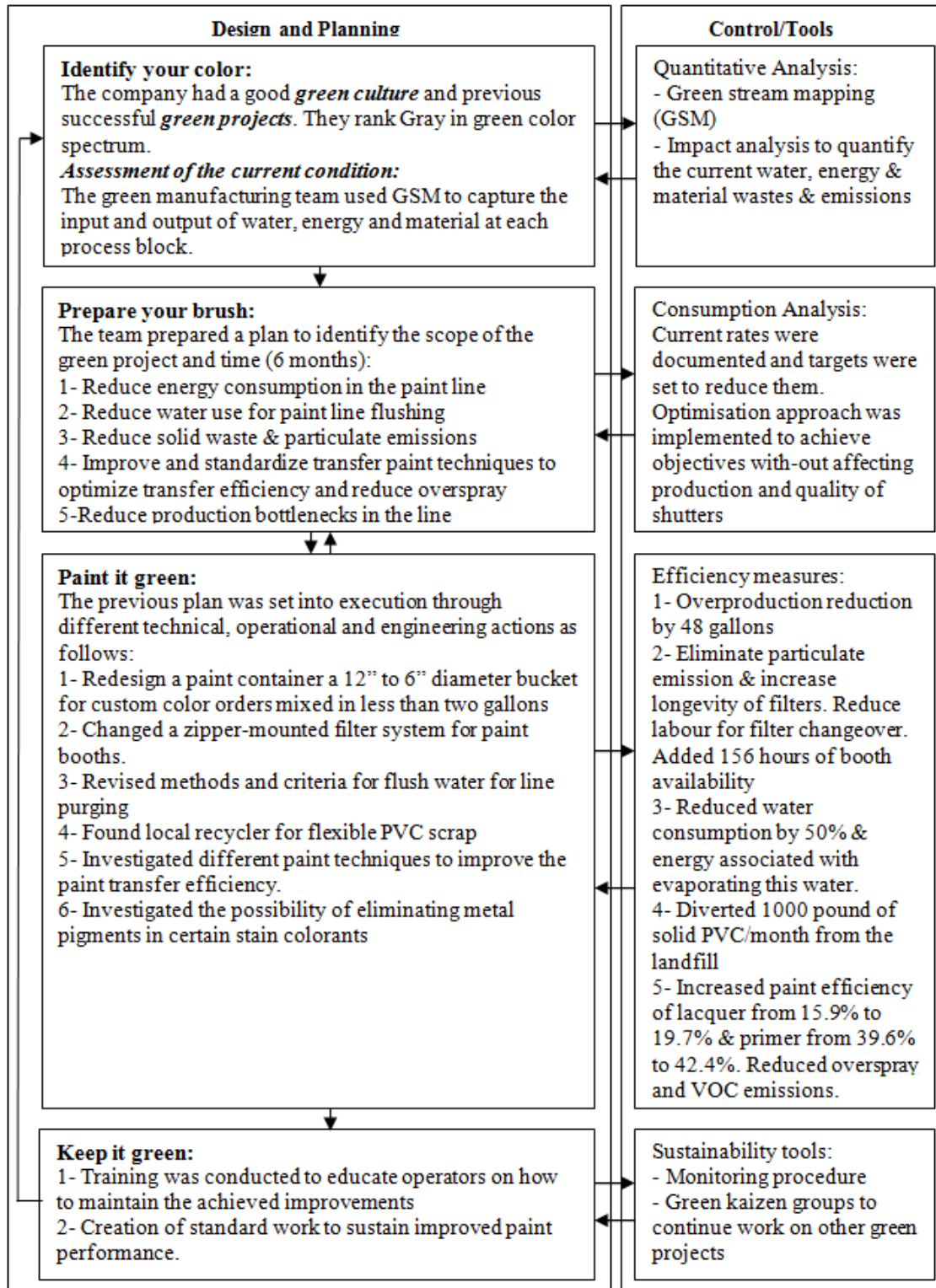


Figure 9: System model for green manufacturing implementation in paint line

7 SUMMARY AND FUTURE WORK

This paper presented a system model approach to realize green manufacturing. An open mixed architecture for the design, planning and control of green manufacturing activities was developed. The architecture describes the green manufacturing transformation process

starting from determining the current green level of the manufacturing system (what is your colour) to developing an optimal green plan (prepare your brush) to implementing the developed plan (paint it green) to finally sustaining the green improvements (keep it green). The system approach recognized that the green transformation is carried at different levels, mainly operational (machine), process and finally system level. The developed architecture also showed how each layer is controlled by different performance measurements that reflect the strategic objectives of the green manufacturing system. In addition, each the mechanisms, tools and expected output of each layer were highlighted using international definition IDEF0 models.

The proposed system model for green manufacturing was demonstrated through an industrial case study. The successful improvement of the greenness level of the paint dept. in the considered case highlighted the efficiency of the planning and control activities included in the presented system approach.

The architecture is considered a comprehensive explanation of the green manufacturing systems and opens the door for researchers to visualize the different areas that need to be developed in such systems. For example, various quantitative metrics together with various analytical techniques were suggested and recommended. This architecture is considered a novel architecture to tie different aspects of the design, planning and control of green manufacturing systems.

Future work is required to take the proposed qualitative system model into a quantitative level. Metrics like G2M, optimal green manufacturing plans algorithms, and structured green implementation methodology are examples of these quantitative requirements. Finally, industrial case studies are required to demonstrate the application of the proposed system model.

REFERENCES

- [1] Avila, M.; Gardner, J.; Reich-Weiser, C.; Vijayaraghavan, A.; Tripathi, S.; Dornfeld, D. (2005). Burr minimization strategies and cleanliness in the aerospace and automotive industry. *SAE Transactions Journal of Aerospace*, Vol. 114 (1), pp. 1073-1082
- [2] Burk, S. Goughran, W. (2007). Developing a framework for sustainability management in engineering SMEs, *Robotics and Computer Integrated manufacturing*, Vol. 23, pp. 696-703
- [3] Deloitte and Touche, (1992). Business strategy for sustainable development: leadership and accountability for the 90s. IISD
- [4] Jovane F.; Koren, Y.; Boer, N. (2003). Present and future of flexible automation: Towards new paradigms, *CIRP Annals*, Vol. 52(2), pp. 543-4-560
- [5] Fiksel, J. (1996). Design for Environment: Creating Eco-Efficient Products and Processes. New York, McGraw-Hill
- [6] Hui, I.; He, L.; Dang, C. (2002). Environmental impact assessment in an uncertain environment. *International Journal of Production Research*, Vol. 40(2), pp. 375-388
- [7] Klebnikoff, S. D. (1996). Eco-efficient leadership; the road to new business opportunities. *Proceeding of the APO World Conference on Green Productivity*, Manila, pp. 491-502
- [8] Krishnan, N.; Raoux, S.; Dornfeld, D. (2004). Quantifying the environmental footprint of semiconductor process equipment using the environmental value systems (EnV-S) Analysis, *IEEE Trans. Semiconductor Manufacturing*, Vol. 17 (4), pp. 554-561
- [9] Melnyk, S. A.; Sroufez, R. P.; Montabon, F. L.; Hinds, T. J. (2001). Green MRP: identifying the material and environmental impacts of production schedules. *International Journal of Production Research*, Vol. 39(8) pp. 1559-1573
- [10] Mohnty R. P.; Deshmukh, S. D. (1998). Managing green productivity, some strategic directions. *Production Planning and Control*, Vol. 9(7), pp. 624-633.
- [11] Naderi, A. (1996). Productive design: a new design attitude. *Proceedings of APO World Conference on Green Productivity*, Manila, pp. 178-182
- [12] O'Rourke, D.; Connelly, L.; Koshland, C. P. (1996). Industrial Ecology: a critical review. *International Journal of Environmental Pollution*, Vol. 6, pp.89-112.
- [13] Wang, L.; Lin, L., (2007). A methodological framework for the triple bottom line accounting and management of industry enterprises, *International Journal of Production Research*, Vol. 45(5), pp.1063 -1088 [18] Black, R. T. (1999). *Doing Quantitative Research in the Social Sciences*, SAGE Publications, London